

# ARMSTRONG

## Series 4030



FILE NO:	40.12
DATE:	March 1, 1999
SUPERSEDES:	40.12
DATE:	Nov. 30, 1996

*Horizontal Base Mounted Pumps*

# SERIES 4030

## ARMSTRONG PUMPS - HALLMARK OF QUALITY

- ❑ Armstrong - Manufacturer of pumps since 1934
- ❑ Base mounted pump designs continuously updated
- ❑ Traditional features combined with cutting edge concepts

### TRADITIONAL FEATURES:

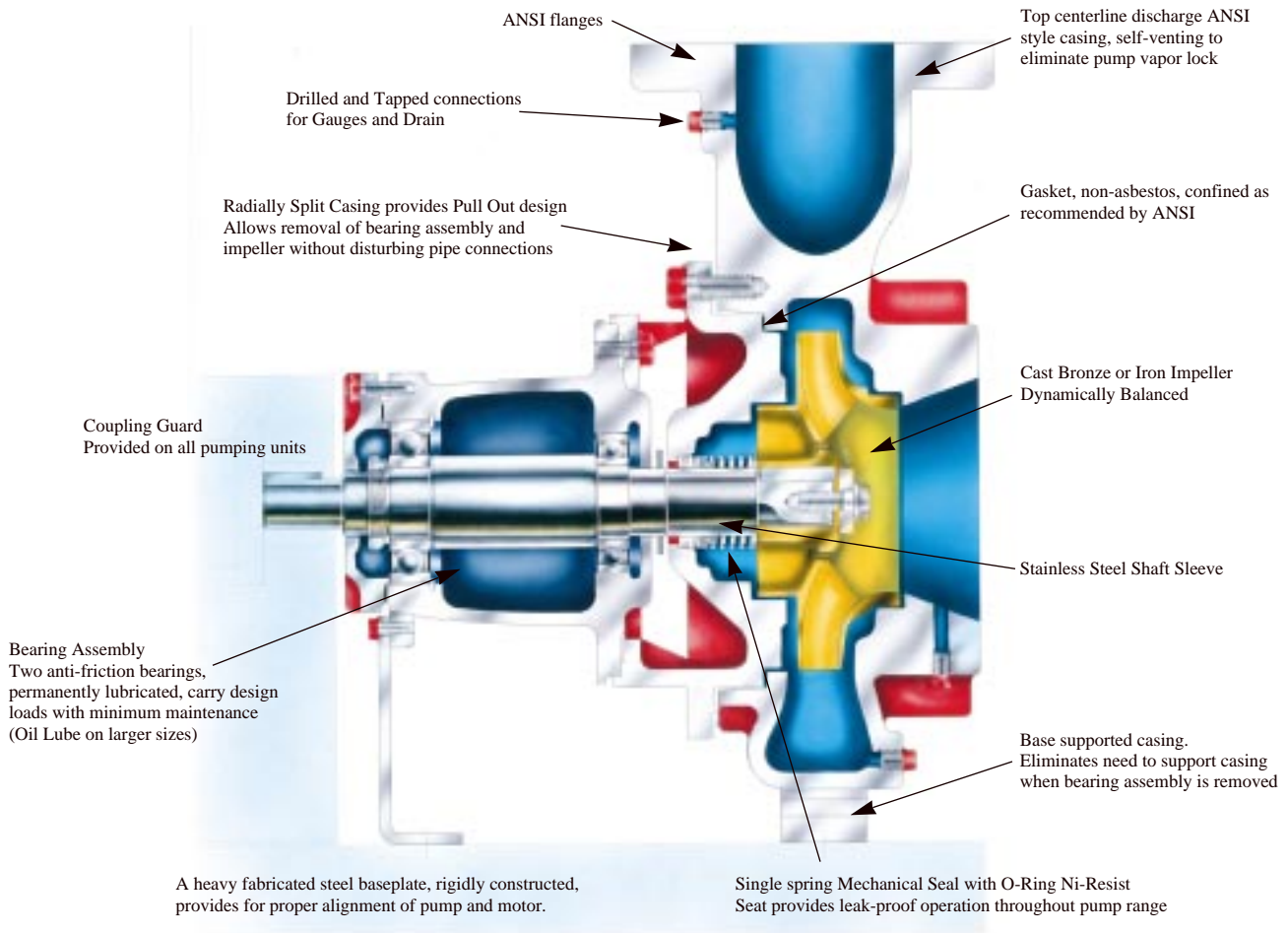
- ❑ Back Pull Out Design
- ❑ One Piece Baseplate
- ❑ Base Supported Radially Split Casing
- ❑ Flexible Coupling, with Guard
- ❑ Drain and Gauge Connections
- ❑ Cast Iron Housing, Bronze Fitted Construction
- ❑ All Iron and Ductile Iron Construction available
- ❑ Designed, Manufactured, and Inspected to Exacting Standards

### CURRENT DESIGN CONCEPTS:

- ❑ ANSI style Centerline Discharge Casing
- ❑ Large Flow Range
- ❑ ANSI Flanged Casing
- ❑ Pre-Lubricated and Sealed Ball Bearings
- ❑ Confined Casing Gasket
- ❑ Mechanical Seal with O-Ring Mounted Seat
- ❑ Stainless Steel Shaft Sleeve
- ❑ Dynamically Balanced Impellers

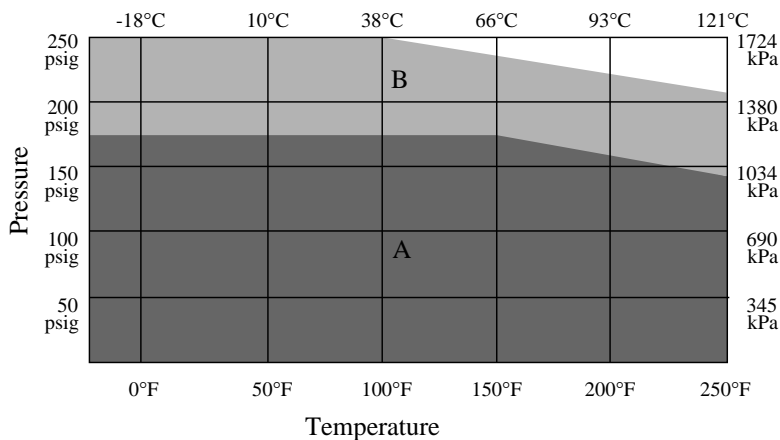


# BASE MOUNTED CENTRIFUGAL PUMPS



## SERIES 4030 – SIMPLY THE BEST BASE MOUNTED PUMP DESIGN IN TODAY’S HVAC INDUSTRY!

### PRESSURE<sup>②</sup>/TEMPERATURE CHART<sup>①</sup> SERIES 4030



A - CAST IRON - 125 psig flanges  
Standard Seal - Series 4360 & 4380

B - DUCTILE IRON - 250 psig flanges  
Tungsten Carbide seal - Series 4380 only

① - All values are based on clear, clean water  
Values may change with other liquids.

② - Hydrostatic test pressure at ambient temperature  
is 150% maximum working pressure.

# SERIES 4030

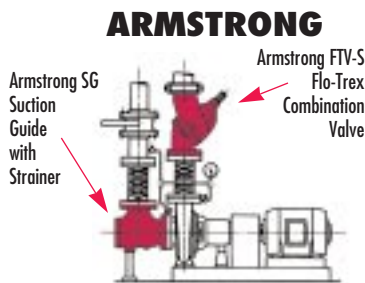
## BASE MOUNTED PUMPS

### TYPICAL SPECIFICATION:

#### 1.1 CIRCULATING PUMPS

- 1.1.1 Furnish and install, as indicated on the plans and specifications, Armstrong Series 4030 base mounted centrifugal pumps.
- 1.1.2 The pump shall be single, end suction type with radially split, top center-line discharge, self-venting casing. The casing-to-cover gasket shall be confined on the atmospheric side to prevent blow-out possibility.
- 1.1.3 Pump construction shall be cast iron, bronze fitted (all iron, all bronze, ductile iron) and shall be fitted with a long-life, product lubricated, drip-tight mechanical seal, with O-ring seat retainer, designed for the specified maximum temperature and pressure.
- 1.1.4 The shaft shall be fitted with a Stainless Steel shaft sleeve and be supported by two heavy duty ball bearings. The design shall allow Back Pull Out servicing, enabling the complete rotating assembly to be removed without disturbing the casing piping connections.
- 1.1.5 The pump shall be mounted on a rigid, single piece baseplate, with grouting hole, and connected by flexible coupling, with guard, to a \_\_\_hp, \_\_\_Hz, \_\_\_ph, \_\_\_volts, \_\_\_rpm, \_\_\_enclosure squirrel cage, induction type motor of standard (premium, \_\_\_%) efficiency and suitable for across-the-line (wye-delta, part wind) starting.
- 1.1.6 The housing shall be hydrostatically tested to 150% maximum working pressure.
- 1.1.7 The unit shall be suitable for the conditions shown on the pump schedule.

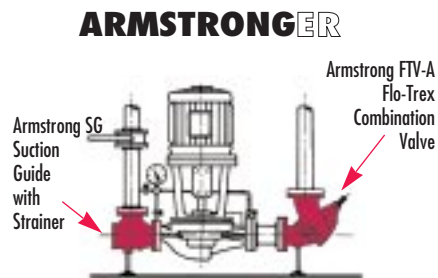
## NEED TO REDUCE SPACE REQUIREMENTS AND INSTALLATION COSTS?



Base mounted pump with Suction Guide and Flo-Trex valve. Eliminates cost and space of:

Suction: Y-Strainer  
Long Radius Elbow  
Min. Straight Pipe Run


Discharge: Long Radius Elbow  
Check Valve  
Isolating Valve  
Throttling Valve



Vertical In-Line with Suction Guide and Flo-Trex Valve. Eliminates cost and space of:

All the items listed under base mounted pump, also saves:

Inertia Base with spring mounts  
Flexible Pipe Connectors  
Grouting  
Field Alignment  
Split Couplings available for ease of mechanical seal replacement



*dualArm* Vertical In-Line Incorporates two pumps in a casing with single inlet and outlet connections. Enables standby or parallel operation with only one set of piping. Casing design and port valves allow one pump to be removed for service with the second pump still operating. When installed with Suction Guide and Flo-Trex valve the *dualArm* represents the greatest Life Cycle Value in today's commercial HVAC market.

**S.A. Armstrong Limited**  
23 Bertrand Avenue  
Toronto, Ontario  
Canada, M1L 2P3  
Tel.: (416) 755-2291  
Fax: (416) 759-9101

**Armstrong Pumps Limited**  
Peartree Road, Stanway  
Colchester, Essex  
United Kingdom, C03 5JX  
Tel.: 01206-579491  
Fax: 01206-760532



**Armstrong Pumps Inc.**  
93 East Avenue  
Buffalo, New York  
U.S.A., 14120-6594  
Tel.: (716) 693-8813  
Fax: (716) 693-8970

**Armstrong Darling Inc.**  
2200 Place Transcanadienne  
Montreal, Quebec  
Canada, H9P 2X5  
Tel.: (514) 421-2424  
Fax: (514) 421-2436